

Gemini Autoclave

Specifications for a Gemini 316 E & DS

Design Features

- 2 x 158 litre chambers in one frame
- 316 litres total capacity
- MP25 Controller
- Independently controlled chambers
- Robust space saving design
- Integral drip tray
- Grade 316 stainless steel chamber
- Anti door bolt over tight mechanism
- Complete versatility for almost any application

Optional Accessories

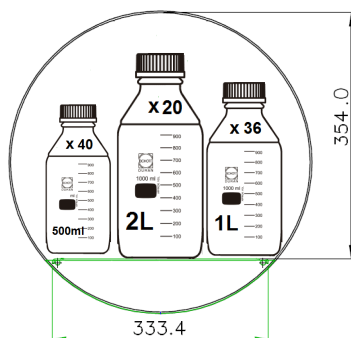
- Loading Baskets
- Waste Discard System
- Fan Assisted High Speed Cooling
- Condense Collector, which eliminates a drain requirement.
- Air removal HEPA filter (for CAT3 environments)
- Data Printers & Chart Recorders
- Vacuum & Drying options
- Anti Lime scale system



Capacities and dimensions (approx)

Model	Gemini 316
Autoclave Weight	450kg
Export Case Size	810w x 2240h x 1580d
Overall Dimensions	650w x 1920h x 1310d
Chamber Dimensions	460 Ø x 960d
Chamber Capacity	2 x 158 Litres
Water Consumption (in chamber / typical per cycle)	500ml per chamber
Water Consumption (Steam generator / typical per cycle)	10 litres per chamber
1L Media Bottles	36 per chamber
2L Media Bottles	20 per chamber
500ml Media Bottles	40 per chamber
Basket Dimensions (x2)	H270xW360xL480
NHS Discard Boxes	H250xW320xL320 (3)
Waste Discard Dimensions	H270xW360xL480 (2)
Trolley	H1230xW520xL1440 Max raised height: 1578

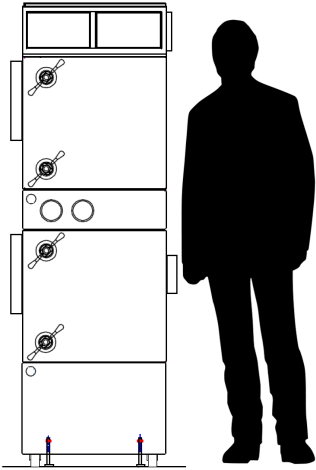
Gemini 316



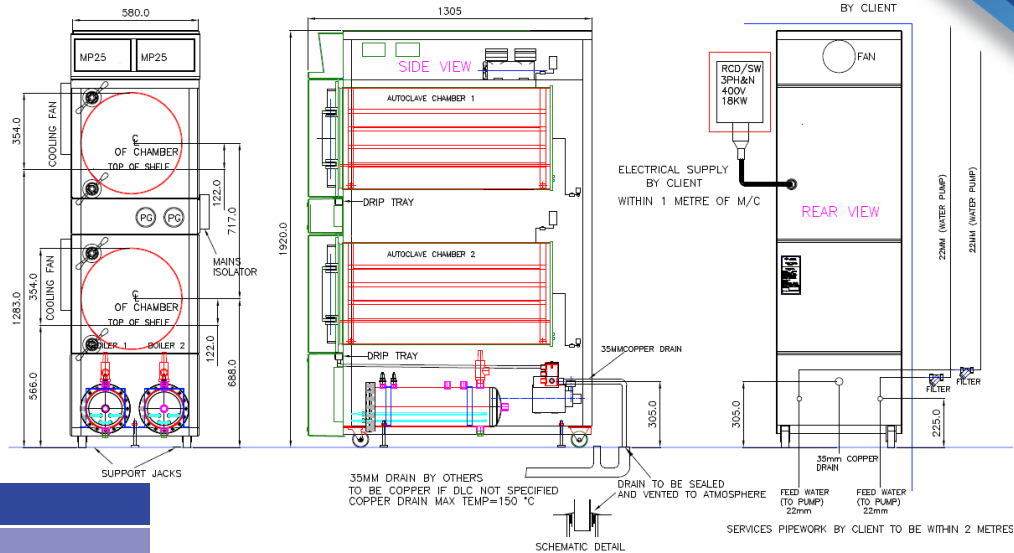
Not to scale



Human Scale



Typical Installation



Safe Design Operating Limits

Model	Gemini 316
Max working temperature	138 °C
Min working temperature	7 °C
Max ambient temperature	28 °C
Min ambient temperature	11 °C
Max hydraulic pressure	4.14 Bar
Max working pressure	2.62 Bar
Max working vacuum	Minus 1 Bar

Site Requirements (E Version)

Electrical site requirement: 40Amp switched RCD required

Model	Gemini 316 E
Drain Requirements	150°C 35mmØ Copper
Voltage	415v
Phase Requirement	3ph/N 50/60 Hz
Power Consumption	18kw
Fuse Rating	40 amp

Site Requirements (DS Version)

Electrical site requirement: Switched RCD required

Model	Gemini 316 DS
Drain Requirements	150°C 35mmØ Copper
Mains Steam Supply	35 lb p/h @ 2.67 Bar
Voltage	230v
Phase Requirement	1ph/N 50/60 Hz
Power Consumption	1kw
Fuse Rating	6amp

Option Requirements

- Air Supply at 38 psi, 7 cfm required for Air Ballasting option
- Post Cycle Drying will require AC701C vacuum option.
- Drain requirement of 150°C, 35Ømm copper pipe at floor level.

General Requirements

- Sodium Chloride must not exceed a level greater than 500 ppm.
- Use regular mains water only. DO NOT USE distilled or RO water
- DS Version requires a mains steam supply of 38psi/2.67 bar 18kw 35lbs/hour

Complying Standards

- PED Cat 2 Module B+D Notified Body: British Engineering No. 0040
- Harmonised Standards applied: EMC BS EN 61326
- Community directives applied : Pressure Equipment Directive – PED 2014/68/ EU (formerly PED 97/23/EC)
- Designed in accordance with PD5500 (formerly BS5500) & BS2646
- Chamber and Door constructed of stainless steel BS-EN 10028-7:316
- ISO 9001: 2008
- CE Marked

Information is subject to change to suit different options added. This information is correct as of 6th September 2017, E & OE